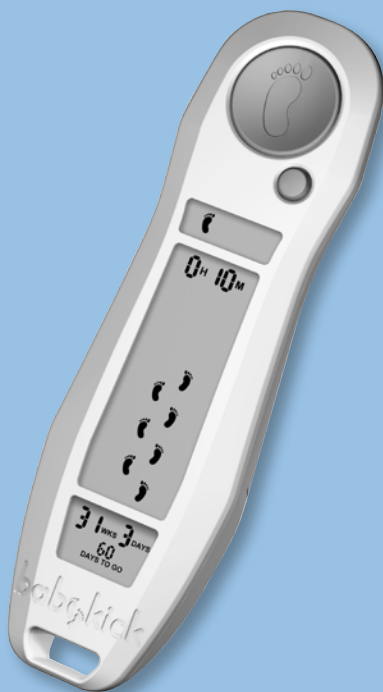


babycick™
kickTrak™
KICK COUNTER

*Count Kicks for
Peace of Mind™*

OWNER'S MANUAL



COUNT KICKS FOR PEACE OF MIND™

INTRODUCTION

What is kick counting?

Movement is the best sign of your baby's well-being. Kick counting is the systematic counting of your baby's movements. It is one of the methods recommended by the American College of Obstetricians and Gynecologists to help you check on your baby's health.

What is stillbirth?

Stillbirth is the unexpected death of a baby beyond 20 weeks. Stillbirth happens ten times more often than SIDS deaths. Seventy lives each day are claimed by stillbirth in the U.S. Many stillbirths are unexplained and some are unavoidable. But in some cases, stillbirth may be prevented when moms are aware of their baby's movements.

What is the kickTrak™ kick counter?

The kickTrak™ kick counter helps you keep a record of your kick count sessions starting at 24-28 weeks. It allows you to choose the time of day when your baby is most active and record each time you feel your baby move. Count 10 movements including jabs, kicks, rolls, twists and turns. Healthy babies generally move 10 times in less than 2 hours. Most babies will complete 10 movements under 30 minutes. A change in the baby's movements may alert you to potential problems which may need further evaluation. If there is a change in your baby's normal pattern you should alert your provider. **DO NOT WAIT.**

Why use the kickTrak™ kick counter?

PEACE OF MIND:

The kickTrak™ kick counter

- provides a reliable record of your baby's movements
- helps you monitor your pregnancy health
- allows you to alert your obstetrical provider to potential problems
- may help decrease the risk of stillbirth

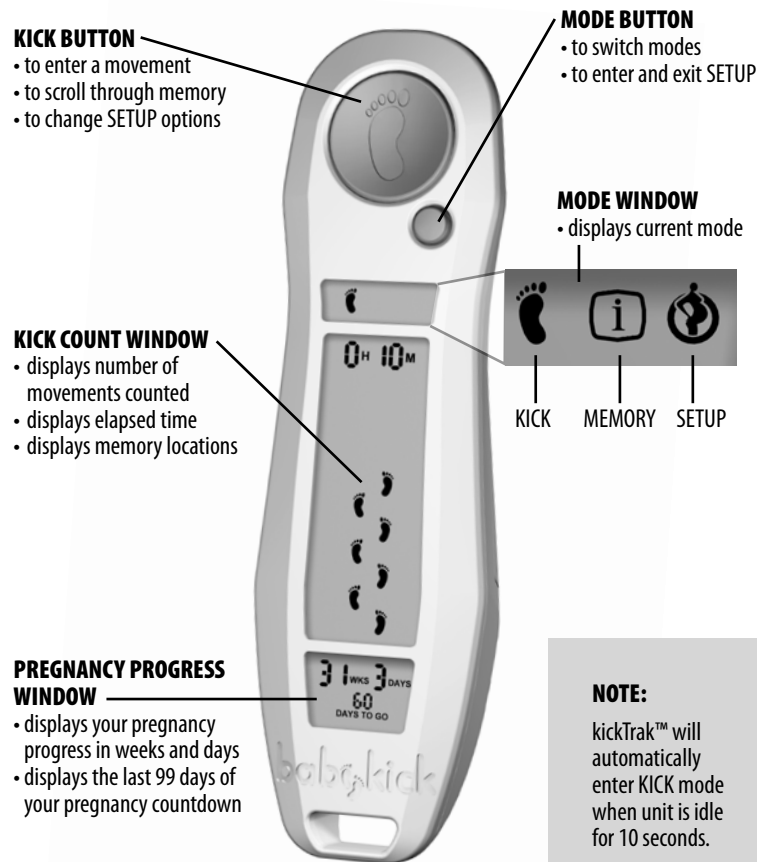
EASY TO USE:

- **simplify** your kick count monitoring – just press a button!
- **count and time** each movement as you enter it. kickTrak™ lets you know when 10 movements are completed.
- **store and recall** the 10 most recent kick counting sessions.
- **track** the progress of your pregnancy in weeks and days.
- **count down** the last 99 days of your pregnancy.

The babykick™ kickTrak™ kick counter helps you bond with your baby. It is convenient and can go wherever you go. Its quality design and construction lasts through multiple pregnancies.

WELCOME

Thank you for purchasing the babykick™ kickTrak™ kick counter. Designed for today's busy expectant mothers, the innovative kickTrak™ kick counter helps you keep a record of your baby's movements during the last trimester and track your pregnancy progress.



You should be sure to discuss kick count and use of your kickTrak™ kick counter with your provider. Read this manual carefully before you begin using this product to ensure proper usage of the babykick™ kickTrak™ kick counter.

IMPORTANT: This Product Is Not a Medical Device

DISCLAIMER

The babykick™ kickTrak™ kick counter IS NOT A MEDICAL DEVICE and should not be used or relied upon in any way for diagnostic or other medical purposes. Any concerns about your pregnancy should be addressed to a medical practitioner.

The babykick™ kickTrak™ kick counter is a record keeping aid intended to assist pregnant mothers in keeping track of their baby's movements during their pregnancy. The kickTrak™ kick counter should be used only in accordance with the instructions provided with the device. **The kickTrak™ kick counter is not intended to be and should not be used as a substitute for regular prenatal care by an appropriate medical practitioner.** You are encouraged to seek such prenatal care in connection with your pregnancy.

The kickTrak™ kick counter is manufactured by or for VoiKex, Inc. The manufacturer assumes no responsibility for any inappropriate or unintended use, or any resulting consequences of such inappropriate or unintended use. The manufacturer expressly disclaims liability for incidental, consequential, or special damages of any kind.

UNPACKING

Please Make Sure Your Package Includes the Following Items:

- ✓ babykick™ kickTrak™ Kick Counter
- ✓ 2 AAA Alkaline Batteries
- ✓ 1 Neck Lanyard
- ✓ Owner's Manual

GETTING STARTED: INSTALLING THE BATTERIES



- Open the battery cover on the back of your kickTrak™ kick counter.
- Install 2 AAA batteries observing the correct (+) and (-) polarities as shown in the placement diagram located in the bottom of the battery holder cavity.
- Replace the battery cover and securely snap in place.

NOTE

After battery installation, the kickTrak™ kick counter will enter SETUP mode (🔊) and prompt you to set the language by flashing 'DAYS TO GO.'

SETUP



1 SET LANGUAGE

With the language flashing:

KICK BUTTON

- Press to change the language.
'DAYS TO GO' indicates English.
'FALTAN DIAS' indicates Spanish.

MODE BUTTON

- Press to set language.



2 SET PREGNANCY WEEKS

With '0 WKS' flashing:

KICK BUTTON

- Press repeatedly to increase from 0-42 weeks.
- Press and hold to rapidly increase number of weeks.

MODE BUTTON

- Press to set desired weeks.



FOR BEST RESULTS

Enter the weeks and days determined by your obstetrical provider. You can use an approximate number until you consult with your provider.

3 SET PREGNANCY DAYS

With '0 DAYS' flashing:

KICK BUTTON

- Press repeatedly to increase from 0-6 days.

MODE BUTTON

- Press and hold to set desired days and to exit SETUP mode.



NOTE

After you have reached 25 weeks and 6 Days, '99 DAYS TO GO' will automatically be displayed.

NOTE

- The kickTrak™ kick counter will automatically enter KICK mode (🔊) whenever the unit is idle for 10 seconds.
- To enter SETUP mode at any time, press and hold the MODE button until the unit beeps.
- To save your settings, press and hold the MODE button until the unit beeps and exits SETUP mode.

OPERATION: KICK MODE



Recording Kick Sessions

Use KICK mode to enter and record your kick count sessions.

FOR BEST RESULTS

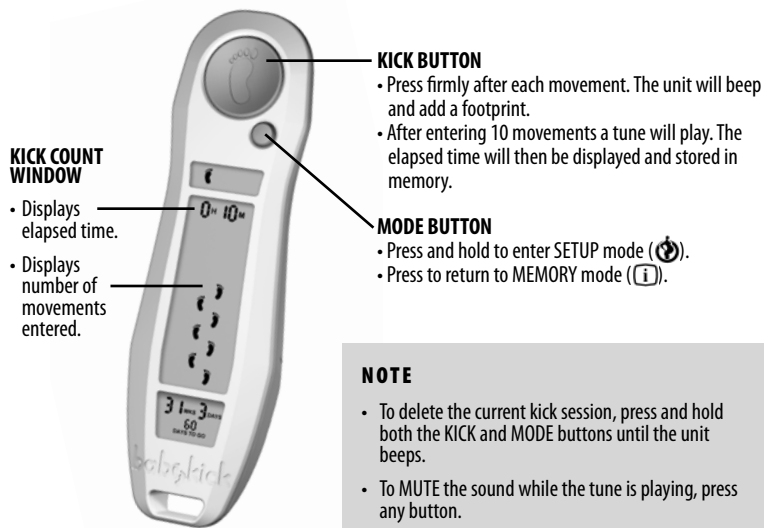
- Start kick counting between 24-28 weeks.
- Do your kick count about the same time each day.
- Choose a time to do kick count when your baby is usually most active.
- Lie down on your left side or sit in a comfortable position.
- Count 10 movements including kicks, jabs, rolls, twists, and turns.
- Healthy babies generally move 10 times in less than 2 hours. Most babies will have 10 movements under 30 minutes.
- **Consult your obstetrical provider for kick count recommendations.**

IMPORTANT

Contact your obstetrical provider if:

- there is no fetal movement or if you notice any significant change in your baby's movements.
- there are still less than 10 movements in 2 hours after drinking cold water and walking for a few minutes.

The kickTrak™ kick counter reverts to KICK mode when the unit is idle for 10 seconds. If the unit is in in MEMORY mode (i), press the MODE button to return to KICK mode (k).



OPERATION: MEMORY MODE

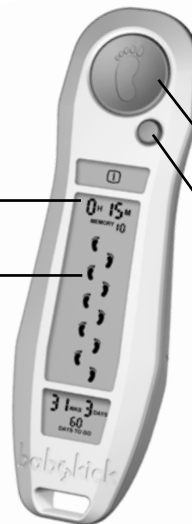


Reviewing Kick Sessions

Use MEMORY mode to review the elapsed times for each of the past 10 kick sessions.

MEMORY WINDOW

- Displays elapsed time.
- Displays memory positions 1-10, with corresponding icon flashing.



NOTE

- Immediately after completing a kick session, the kickTrak™ kick counter will enter MEMORY mode (i) with the current kick session displayed.

KICK BUTTON

- Press to scroll through stored kick sessions.

MODE BUTTON

- Press to enter KICK mode (k).
- Press and hold to enter SETUP mode (s).

NOTE

- To delete the displayed entry, press and hold both buttons until the unit beeps.
- When the 10 memory positions are filled, each new session will replace the earliest session.

FAQs: FREQUENTLY ASKED QUESTIONS

Why doesn't my kickTrak™ kick counter beep when I enter a kick or movement?

The unit is designed to avoid accidental recording of kick entries. Make sure to press the KICK button firmly after each movement until a beep is heard. The beep indicates the movement has been recorded.

When should I delete a kick count session?

You may notice during a kick count session that you have become distracted and forgotten to record each movement or didn't finish the session at all. Rather than replace another recorded session with a time that you know is incorrect, simply delete the current entry.

Why don't I need to store more than 10 kick count sessions?

The unit is designed so you have 10 sessions to compare your kick count times. You, together with your obstetrical provider are looking for changes in fetal movement patterns. If you notice a sudden or significant change in your baby's movement pattern, contact your obstetrical provider immediately.

Where can I learn more about kick count?

Visit www.babykick.com for more information. Consult your obstetrical provider about kick count recommendations.

CARE AND MAINTENANCE

CARE

- The kickTrak™ is not water resistant. Do not wet or immerse this device in water.
- Keep the kickTrak™ dry. If it gets wet, wipe it dry immediately.
- Use and store the kickTrak™ only at room temperature. Prolonged exposure to extreme temperatures, such as in the trunk of a car, may cause permanent damage.
- Handle your kickTrak™ carefully. Do not drop it.
- Keep the kickTrak™ away from dust and dirt.

STORAGE

- Store in a sun-free and dust-free environment with moderate temperatures.
- Protect the kickTrak™ from severe impact or shocks.
- Remove the batteries when kickTrak™ is not in use for an extended period of time.

CLEANING

- Clean the kickTrak™ using a soft cloth dampened with plain water or a very mild detergent.
- Avoid chemical cleaners and solvents that may damage the kickTrak™.

NOTES ABOUT BATTERIES

- When the LCD display screen dims or fades out, replace the batteries with two new AAA Alkaline batteries as shown in the battery installation section of this manual.
- After batteries are removed, your pregnancy information is stored in the memory for 2 minutes while the batteries are replaced so that you do not have to reset the device.
- The batteries will last for approximately one year with normal use. We recommend that you use 2 new AAA Alkaline batteries for each new pregnancy.
- Be sure to dispose of old batteries properly.

CONTACT US

For supplemental information, updates, frequently asked questions or any problems using your babykick™ kickTrak™ kick counter, please contact:

Web site: **www.babykick.com**
 E-mail address: **support@babykick.com**
 Toll free number: **1-877-4babykick**
1-877-422-2954

DISCLAIMER

The kickTrak™ kick counter IS NOT A MEDICAL DEVICE and should not be used or relied upon in any way for diagnostic or other medical purposes. Any concerns about your pregnancy should be addressed to a medical practitioner.

The kickTrak™ kick counter is a record keeping aid intended to assist pregnant mothers in keeping track of their baby's movements during their pregnancy. The kickTrak™ kick counter should be used only in accordance with the instructions provided with the device. **The kickTrak™ kick counter is not intended to be and should not be used as a substitute for regular prenatal care by an appropriate medical practitioner.** You are encouraged to seek such prenatal care in connection with your pregnancy.

The kickTrak™ kick counter is manufactured by or for VoiKex, Inc. The manufacturer assumes no responsibility for any inappropriate or unintended use, or any resulting consequences of such inappropriate or unintended use. The manufacturer expressly disclaims liability for incidental, consequential, or special damages of any kind.

LIMITED PRODUCT WARRANTY

VoiKex, Inc. warrants to the original consumer purchaser that the kickTrak™ kick counter Model BK-100 shall be free from manufacturing defects in material workmanship for a period of 90 days from the date of purchase. This warranty does not cover defects that have been caused by repair or modification, defects caused by negligence, accident, or misuse of the product, defects caused by incorrect installation of or use of defective batteries, or damage resulting from improper operation, nor as a result of service or modification other than by VoiKex, Inc.

VoiKex, Inc., expressly disclaims liability for incidental, consequential, or special damages of any nature or kind. Any implied warranties are limited in duration to the terms of this warranty. This warranty gives you legal rights which may vary depending upon the state in which you reside. (Some states do not allow the exclusion or limitation of incidental or consequential damages, so the above limitation may not apply to you. Furthermore, some states do not allow limitations on how long an implied warranty lasts, so the above limitation may not apply to you.)

This warranty is valid only for products sold in the United States and Canada. If you have purchased your product outside of the United States, please see your local retailer or distributor for service.

WARRANTY REPAIR

In the event service is required due to defect or malfunction during the warranty period, VoiKex, Inc. will replace or repair the product under warranty. The repair or replacement of the defective item will be free of charge. Repair or replacement of the defective item is subject to verification of the malfunction or defect when delivered postage prepaid to VoiKex, Inc.

To receive trouble shooting assistance, please contact VoiKex, Inc. at:

Web site: **www.babykick.com**
 E-mail address: **support@babykick.com**
 Toll free number: **1-877-4babykick**
1-877-422-2954

If a representative is unable to solve your problem, you will be given instructions for obtaining exchange/repair service. The following options are available:

RAPID EXCHANGE PROGRAM: You will be given the option to immediately receive a replacement by mail or express service (at an additional charge). It is necessary to have a VISA or Master Card to use this service. We will take your credit card number and charge you for a new unit; then we will ship you the replacement in a box that can be used to return your unit. When we have received your return and find that it qualifies for in-warranty service we will credit your account for the amount charged.

REPAIR SERVICE: If you prefer to have your original unit repaired, you will need to return the defective merchandise, freight prepaid and insured against loss or damage, to VoiKex, Inc.'s main service center.

To receive warranty service in the U.S. and Canada, contact VoiKex, Inc.'s Service Department at: **www.babykick.com or 1-877-422-2954**. PLEASE CALL FIRST FOR SHIPPING INSTRUCTIONS AND A RMA (RETURN MERCHANDISE AUTHORIZATION) TRACKING NUMBER. The unit should be securely packed with the tracking number clearly written on the outside of the package.

Please include the following in the merchandise return:

- The original or a photocopy of your dated sales receipt.
- Brief description of the problem.
- Return Merchandise Authorization (RMA) number.

IMPORTANT: Prior to returning your babykick™ kickTrak™ kick counter, please replace the existing battery with a new one. Defective or exhausted batteries are the leading cause of problems with this item and are not covered by this limited warranty.

VoiKex, Inc. will pay shipping charges back to any location in the contiguous United States and Canada. This warranty is not transferable. VoiKex, Inc. may, at its option, replace or repair the product with new or reconditioned parts. VoiKex, Inc. warrants the repaired or replaced products to be free from defects in material or workmanship for ninety (90) days after the return shipping date, or for the duration of the original warranty period, whichever is greater.

babykick™ kickTrak™ kick counter is protected by United States patents and related foreign counterparts.

PRODUCT REGISTRATION

To help us better support you, please complete our online registration at www.babykick.com. The serial number of your babykick™ kickTrak™ kick counter can be found on a sticker inside the battery cover. Keep the original sales receipt or attach a photocopy inside the manual.

Use this area to write down your serial number:

S/N: _____

FCC COMPLIANCE

Per 15.19(a)(3) This device complies with part 15 of the FCC Rules. Operation is subject to the following two conditions: (1) This device may not cause harmful interference, and (2) this device must accept any interference received, including interference that may cause undesired operation.

Per FCC 15.105(b),

NOTE: This equipment has been tested and found to comply with the limits for a Class B digital device, pursuant to Part 15 of the FCC Rules. These limits are designed to provide reasonable protection against harmful interference in a residential installation. This equipment generates, uses and can radiate radio frequency energy and, if not installed and used in accordance with the instructions, may cause harmful interference to radio communications. However, there is no guarantee that interference will not occur in a particular installation. If this equipment does cause harmful interference to radio or television reception, which can be determined by turning the equipment off and on, the user is encouraged to try to correct the interference by one or more of the following measures:

- Reorient or relocate the receiving antenna.
- Increase the separation between the equipment and receiver.
- Connect the equipment into an outlet on a circuit different from that to which the receiver is connected.
- Consult the dealer or an experienced radio/TV technician for help.

The kickTrak™ kick counter does not contain any user-serviceable parts. Unauthorized repairs or modifications could result in permanent damage to the equipment, and void your warranty and your authority to operate this device under Part 15 regulations.

FOR CANADA:

This Class B digital apparatus complies with Canadian ICES-003

Cet appareil numérique de la classe B est conforme à la norme NMB-003 du Canada

CC Compliance

Hereby, VoiKex, Inc. declares that the kickTrak™ is in compliance with the essential requirements and other relevant provisions of Directive 1999/5/EC.

SPECIFICATIONS

Weight: 0.2lbs (91g)

Display: LCD

Physical size: 5.0 x 1.5 x 1.2 in (130 x 37 x 30 mm)

Battery: 2 AAA Alkaline batteries

Battery Life: approximately 1 year

Information in this owner's manual is subject to change without notice. VoiKex reserves the right to change its product and make changes in the content without obligation to notify any person or organization of such changes or improvements.

VoiKex, Inc.
P.O. Box 1568 Manhattan Beach, CA 90267
www.babykick.com